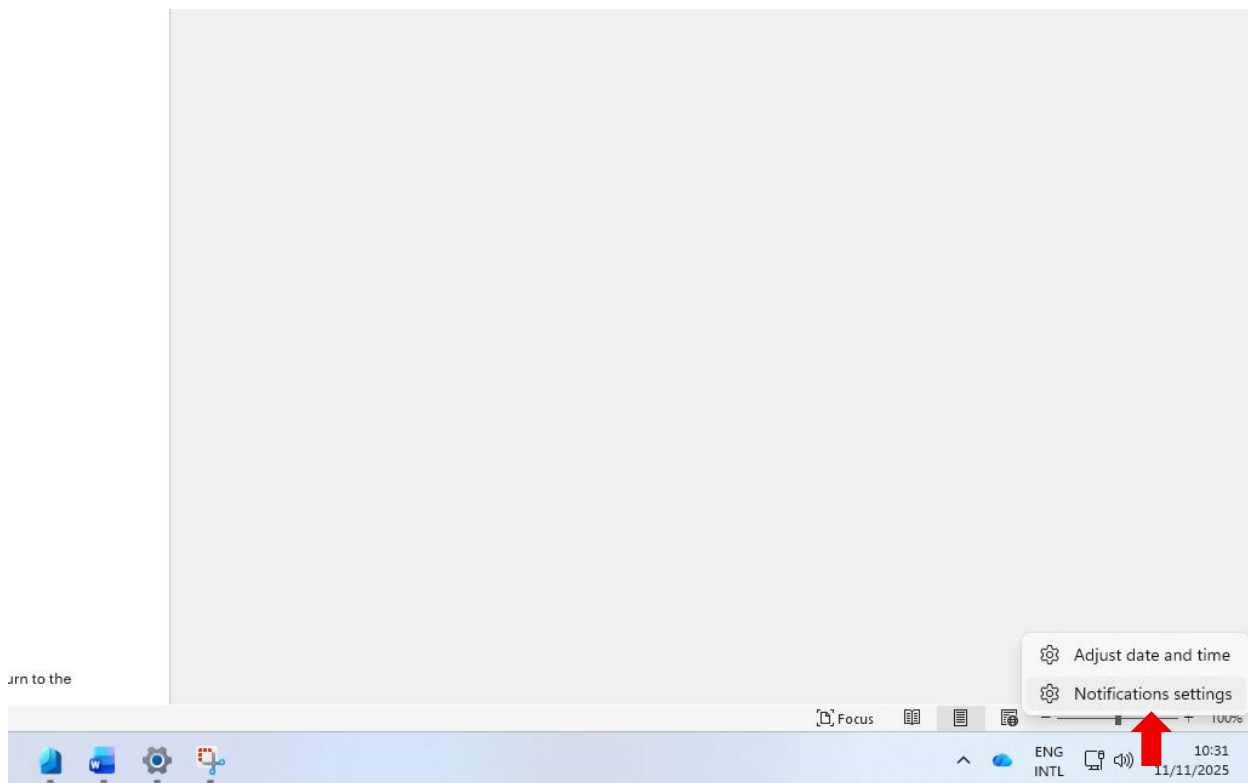


✔ Prerequisites

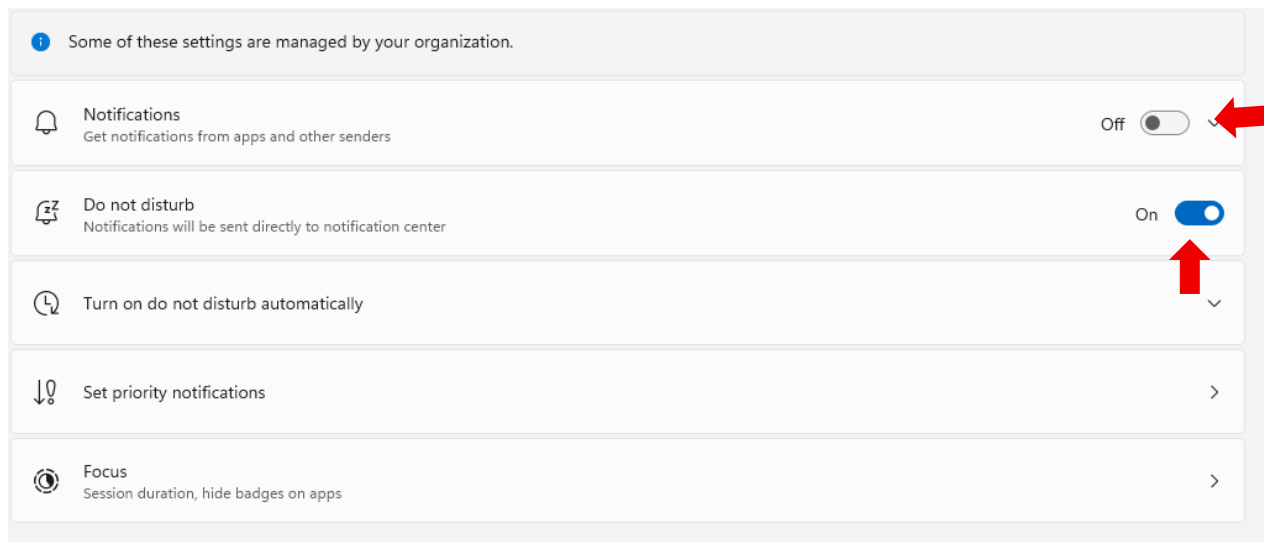
Windows User-

Install Microsoft Edge Browser from App store or [Download Microsoft Edge: Windows, macOS, iOS & Android](#)

Right Click on lower right corner of Task Bar and select Notification Settings (Windows)



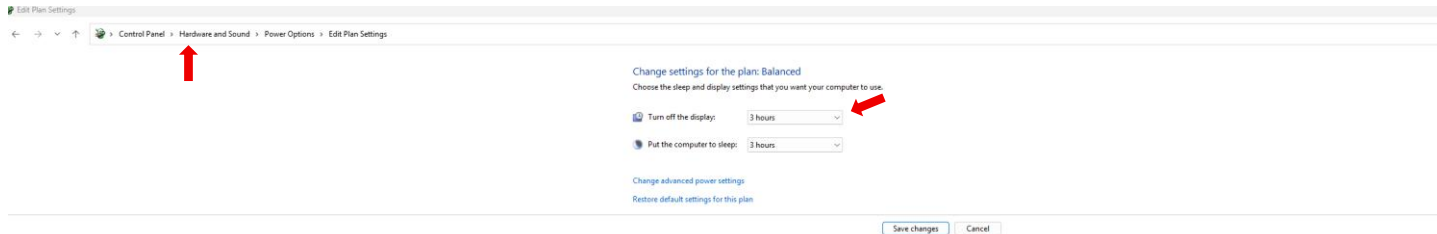
All the Notifications Should be Should be Muted



MAC OS

Please Refer - [Notifications settings on Mac - Apple Support](#)

Screen timers should be set to a minimum of **three** hours and screens should not be turned off during the exam



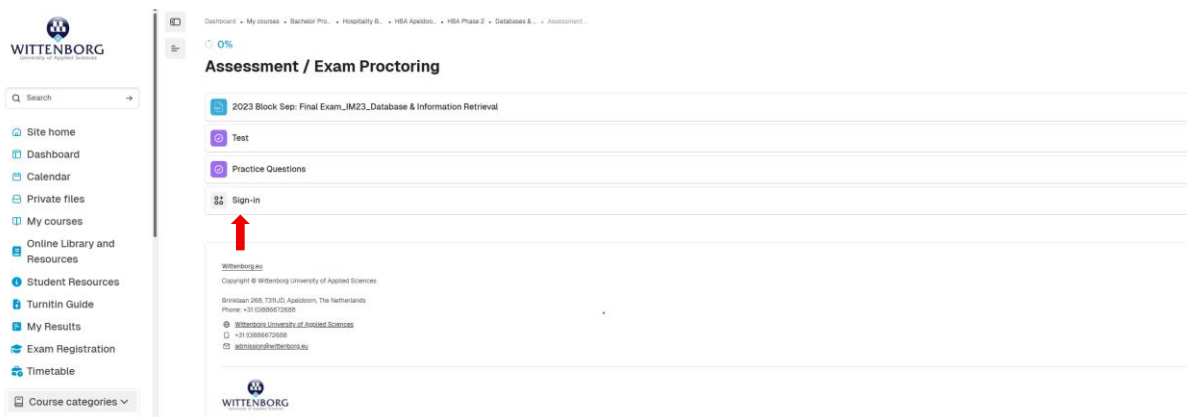
In the web browser, only one tab is allowed, which must be used exclusively for the exam. Opening additional tabs can lead to expulsion from the exam.

Ensure you have logged into Moodle before the exam to avoid authentication issues during the exam.

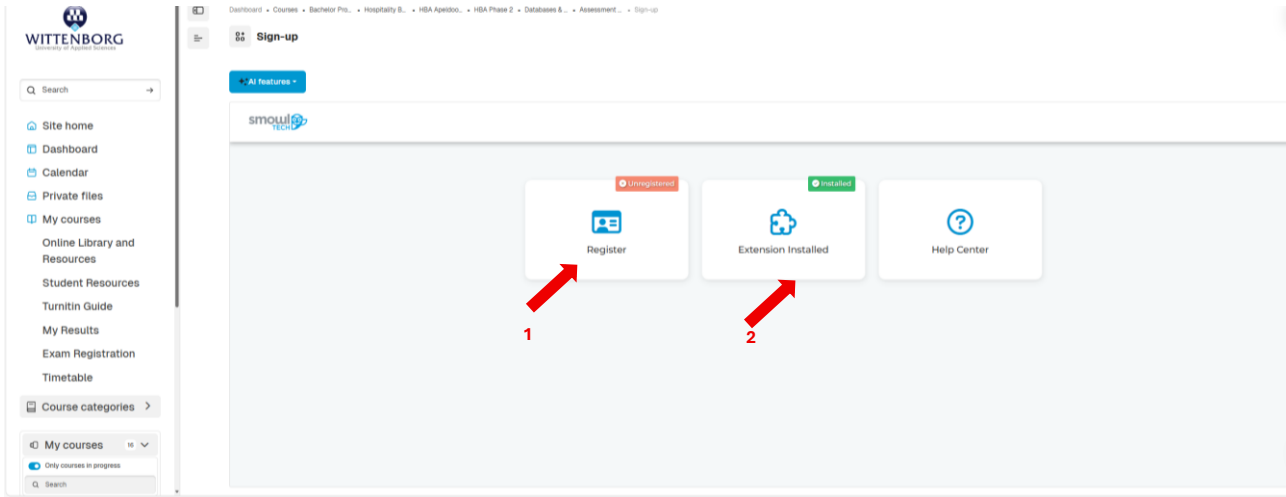
How to Use SMWOL Protoring for Type 1 Online Exams

User - [SMOWL Proctoring | Supervision system for online exams](#)

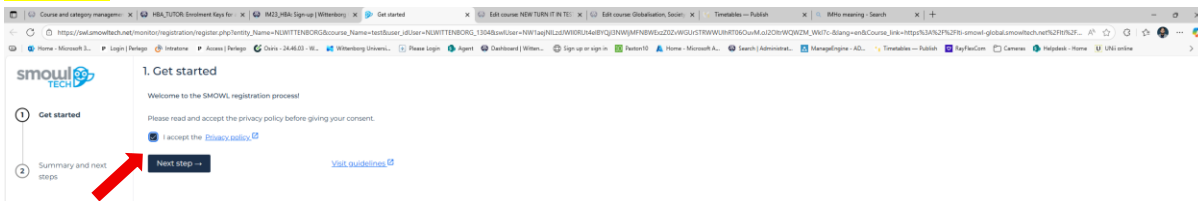
STEP 1. Click Sign-in



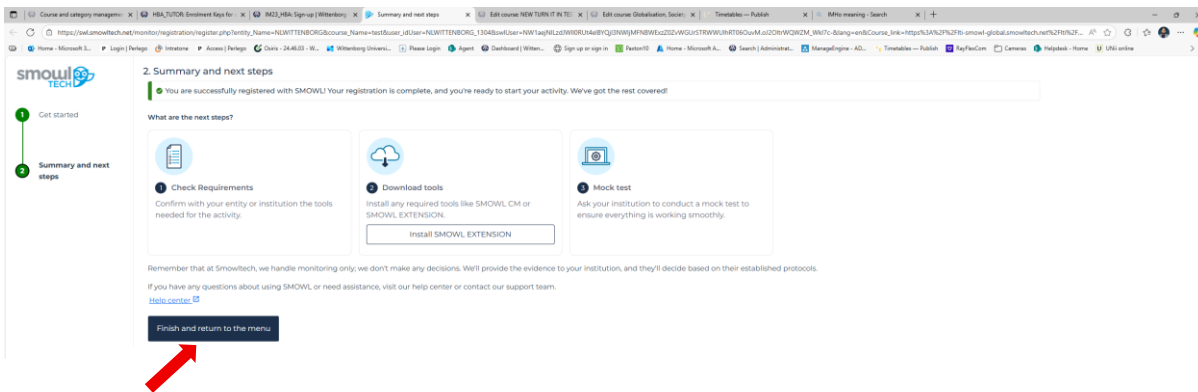
STEP 2. Click "Register (1)& Install Extension(2)". (If your status is reads “registered”, you can return to the Moodle exam area.)



STEP 3. Accept the Terms & Click “Next Step”



STEP 4. Click “Finish & Return to the Menu”



Congratulations You're done with the registration To start the exam follow the steps from the next page

To Start the Exam-Follow the Steps

STEP 1. Go Back to the Assessment/Exam Proctoring in Moodle – Click the ___Block Final Exam

0%

Assessment / Exam Proctoring

2025 Block Sep:Final Exam

Sign-in

Wittenborg.eu

Copyright © Wittenborg University of Applied Sciences

Brinklaan 268, 7311JD, Apeldoorn, The Netherlands
Phone: +31 (0)886672688

Wittenborg University of Applied Sciences

+31 (0)886672688

admission@wittenborgs.eu



STEP 2. Select “Entire Screen(1)”, click share(2) & Attempt Quiz(3)

Dashboard • Courses • Bachelor Pro... • Hospitality B... • HBA Apeldo... • HBA Phase 2 • Databases &... • Assessment... • 2025 Block...

2025 Block Sep:Final Exam

AI features

SMOWL is not correctly engaged, refresh your browser

Re-attempt quiz

Attempts allowed: 10

Time limit: 3 hours

Grading method: Highest grade

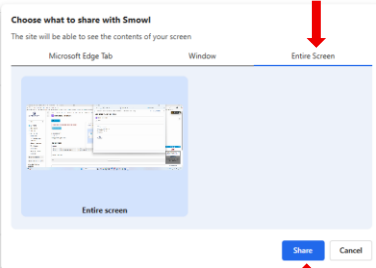
Your attempts

Attempt 1

Status	Started	Completed	Duration
Finished	Friday, 26 September 2025, 1:44 PM	Friday, 26 September 2025, 4:44 PM	3 hours

Review not permitted

Jump to...



STEP 3. Answer the Questions Within the given exam time

Dashboard • My courses • Bachelor Pro... • Hospitality B... • HBA Apeldo... • HBA Phase 2 • Databases &... • Assessment... • 2025 Block... • Preview

2025 Block Sep:Final Exam

Quiz Settings Questions Results Question bank Groups More

AI features

Back

2:52:24 Hide

Question 1

not yet answered

Flag question

Edit question

Unattempted

A DML (Data Manipulation Language) is used to?

- a. Secure data
- b. Define metadata
- c. Create tables
- d. Backup databases
- e. Retrieve, insert, delete, update data

Next page

Smowl is sharing your screen

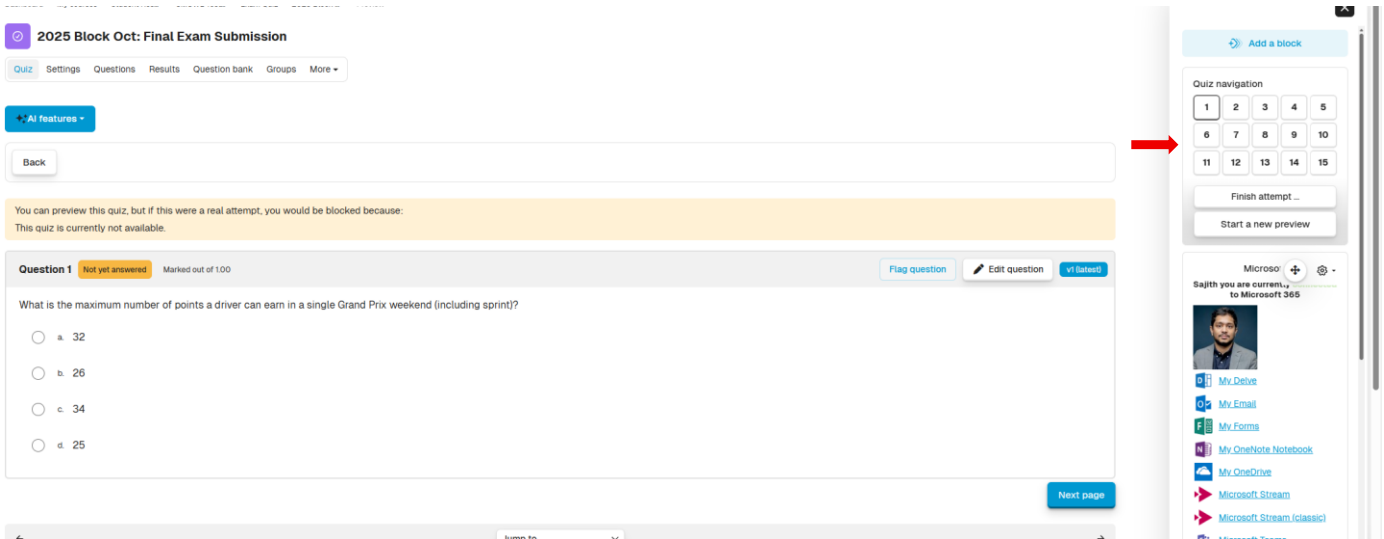
Stop sharing

Hide

Jump to...

Edit mode

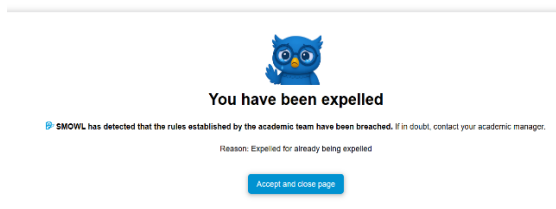
STEP4. Students can Navigate within the questions using question grid .



The screenshot displays a quiz interface for a '2025 Block Oct: Final Exam Submission'. The main area shows a question: 'What is the maximum number of points a driver can earn in a single Grand Prix weekend (including sprint)?' with four multiple-choice options: a. 32, b. 26, c. 34, and d. 25. A 'Next page' button is visible at the bottom right of the question area. On the right side, there is a 'Quiz navigation' sidebar with a grid of question numbers (1-15) and buttons for 'Finish attempt...' and 'Start a new preview'. A red arrow points from the main question area towards the navigation grid.

Highlights-

- You only have one attempt.
- Answer all questions within the given time. No additional time will be provided.
- Students must remain within the exam area once the exam begins and screen sharing is active.
- If a student leaves the exam proctoring area for more than 5 seconds, The student will be automatically expelled from the exam. This action cannot be reversed.



The screenshot shows a notification message with a blue owl icon. The text reads: 'You have been expelled'. Below this, it states: 'SMOWL has detected that the rules established by the academic team have been breached. If in doubt, contact your academic manager.' The reason for expulsion is listed as: 'Reason: Expelled for already being expelled'. At the bottom, there is a blue button labeled 'Accept and close page'.

- Once expelled from the proctoring exam area, the student can not proceed with the exam.